

# 2006 - 2009 Cadillac XLR XLR-V: Service Bulletin: #16-NA-130: No Reverse, No Second After Upper Valve Body Replacement

## #16-NA-130: No Reverse, No Second After Upper Valve Body Replacement - (Apr 27, 2016)

**Subject:** No Reverse, No Second After Upper Valve Body Replacement

**Attention:** This Bulletin also applies to any of the models that may be Export from North America vehicles.

Brand:	Model:	Model Year: from to	VIN: from to	Engine: Transmis sion:
Cadillac	XLR, XLR-V	2006 2009		Equippe d with
Cadillac	STS, STS-V	2006 2011		6L45, 6L50,
Cadillac	SRX	2007 2012		6L80,
Cadillac	Escalade Models	2007 2015		6L90 Au tomatic
Cadillac	CTS	2008 2015		Transmis sion
Cadillac	ATS	2013 2015		(RPOs
Chevrole t	Corvette	2006 2015		MYA,
Chevrole t	Avalanch e	2007 2013		MYB, MYC,
Chevrole t	Silverado , Suburb an, Tahoe	2007 2016		MYD)
Chevrole	Colorado	2015 2016		

t			
Chevrolet	Camaro	2010	2015
t			
Chevrolet	Express	2010	2016
t			
Chevrolet	Caprice	2011	2016
t			
Chevrolet	Chevrolet	2014	2016
t	t SS		
GMC	Sierra, Yukon Models	2007	2016
GMC	Canyon	2015	2016
GMC	Savana	2010	2016
HUMMER	H2	2008	2011
ER			
Pontiac	G8	2008	2009

***Condition***


After installation of a replacement upper valve body, the transmission may have no Reverse and no 2nd gear. In some cases the Input Speed Sensor (ISS) signal and the Output Speed Sensor (OSS) signal may also be missing. Please note this bulletin only addresses these conditions after the installation of a replacement upper valve body.

***Cause***


This condition may be caused by the installation of the incorrect upper valve body.

**Correction**


Upper valve bodies are unique by transmission RPO. Each upper valve body has four posts labeled A, B, C and D on the top side of the upper valve body. Inspect the upper valve body as shown below to determine the correct RPO usage.



Location of the four post shown above.



The post corresponding to the correct RPO will be milled off. In this case the “C” post is milled indicating that this is an MYC upper valve body. A milled “A” post indicates MYA, a milled “B” indicates MYB, a milled “C” indicates MYC and a milled “D” indicates MYD.



The oil passage holes that feed the center support and Low and Reverse Clutch and 2-6 Clutch contained within the center support vary location by transmission and corresponding upper valve body. The ISS and OSS mounting locations also vary by transmission. The incorrect valve body does not properly locate the oil feed holes and speed sensors.

Online URL:

<https://www.xlr-net.com/knowledgebase/article/2006-2009-cadillac-xlr-xlr-v-service-bulletin-16-na-130-no-reverse-no-second-after-upper-valve-body-replacement-10.html>